



INVESTICE DO ROZVOJE VZDĚLÁVÁNÍ

Základní škola T. G. Masaryka, Studénka, ul. 2. května 500, okres Nový Jičín	
Číslo projektu: CZ.1.07/1.4.00/21.1489	Označení vzdělávacího materiálu: VY_32_INOVACE_UK.5.03
Autor: Eva Kutálková	Vzdělávací oblast: Umění a kultura
Předmět: Výtvarná výchova	Ročník: pátý
Téma hodiny: Linie ve výtvarné činnosti i v životě	
Využití vzdělávacího materiálu: Ukázka druhů linií. Rozvoj fantazie. Kresba obrázku	
Ověření ve výuce:	
Datum: 24.9.2012	Třída: 5.A




LINIE

Co víš o výtvarné linii?

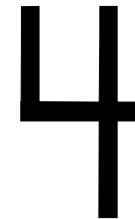
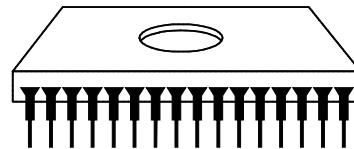


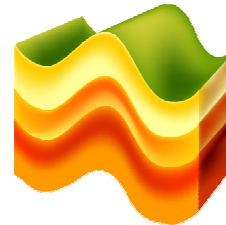
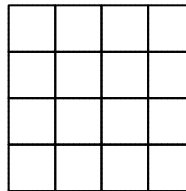

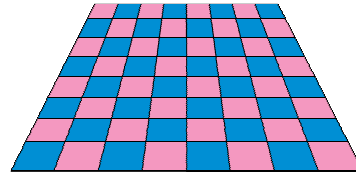

Základem kresby je čára - linie.
Výtvarná linie vyjadřuje tvar, tj.
obrys tvaru jednou čarou i prostor,
tj. tvar vyjádřen více čarami.





Příklady linií






Linie v každodenním životě



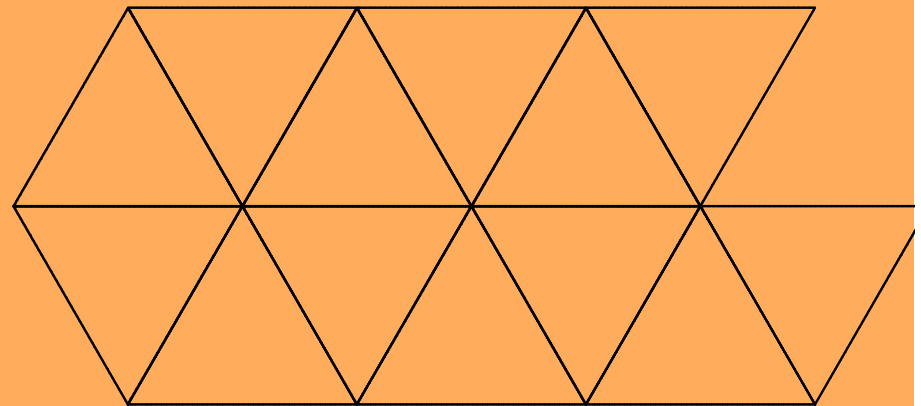

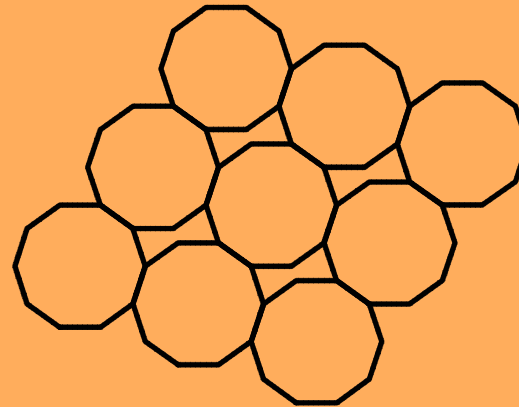
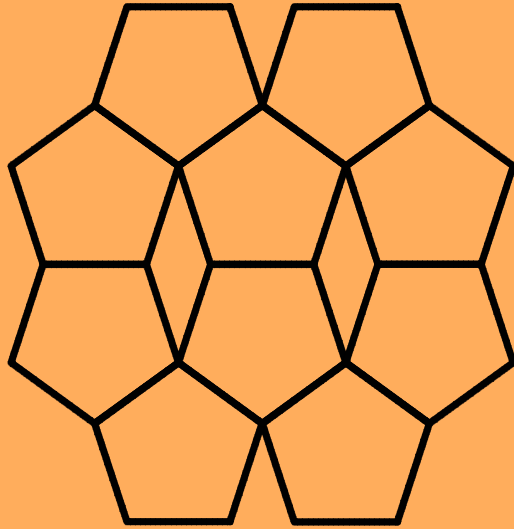
Linie v říši živočichů




Linie v říši rostlin




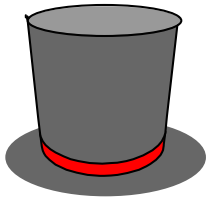
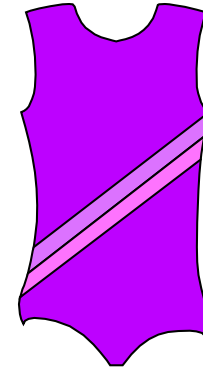

Pravidelné linie







Linie v kresbě hmyzu




Ukazuj na obrázcích oblečení linie






Dokresli podle fantazie obrázky různými
liniemi



Ukázky výtvarných prací s prvky linií









Úkol: Nakresli obrázek, ve kterém
využiješ prvky linie

Téma : linie v přírodě
linie v módě
linie - abstraktní vzory

Použité zdroje

Aplikace SMART Notebook Version 10.0.631.3 17:15:24 Sep 30 2009

Soukromá fota. Výtvarné práce dětí.